

REVISED

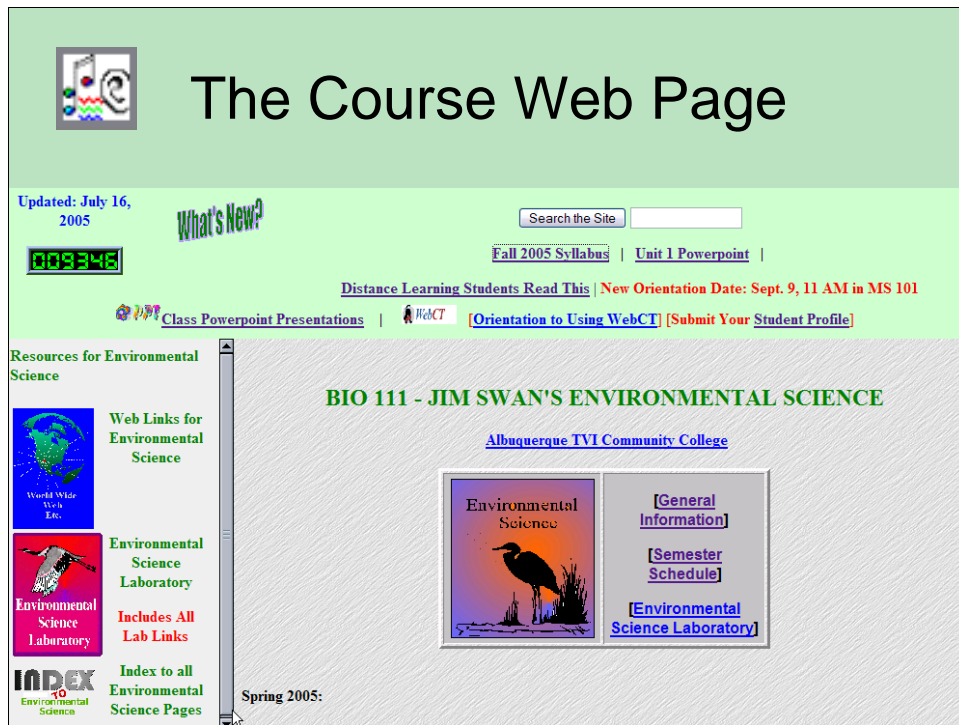
4:42 pm, Jul 30, 2005

Welcome to BIO 111 Environmental Science



© Jim Swan

Welcome to BIO 111 Environmental Science. Please click on the "Sound" button for audio narrative. You will need Real Media's Real Player installed on your computer. You can download a free player from <http://www.real.com>




Click on the “Sound” icon for audio narrative. The [course web page](#) has the links that you will need to get started.

Along the top is the “What’s New “ banner. This will include links to current or recently-added pages, or to announcements about tests or schedule changes. (You can also find these in the WebCT calendar and the **Schedule of Completion**.) The banner shown here has a link to the [current syllabus](#), along with pages that are designed to orient students to use of the web materials: “[Orientation to Use of WebCT](#)”, and a page specifically for [Distance Learning Students](#). There is also a link to the “[Student Profile](#)”, a way to provide the instructor with information about student needs and contact information. The [WebCT icon](#) leads to the login page for WebCT at TVI. The “[Class Powerpoint Presentations](#)” leads to the course content in PDF format which is presented in class and for Distance Learning. You will first want to read the orientation pages and then establish a WebCT ID and submit your student profile.



Semester Schedule

Dates	Topics and Text ¹ Reading Assignments	Tentative Schedule ² Web Reading Assignments ³	Ancillary Links ^{***}
Aug. 30	Introduction	Introduction Assignment on WebCT [Student Project]	[Orientation to Using WebCT at TVI]
Sept. 1	Chap. 1, 2, 3* The Scope of Ecology ⁴ Ecosystem Complexity	[Scope of Ecology] Discussion Topic 1: Environmentalist vs. Ecologists	[Unit 1 Study Guide] [Unit 1 Outline] [Unit 1 PPT presentation]
Sept. 6	Homeostasis Science and the Scientific Method	[The Scientific Method] [Scientific Method Assignment] available on WebCT	
Sept. 8	The Trophic Cycle Chap. 4, 5, (pp. 121-132, 139-143) ⁴ The Marine Grazer Chain ⁴ Scavengers and Decomposers	[Ecosystem Structure]	For more information on Marine Systems see Chap. 13
Sept. 13	The Food Web and Biodiversity Chap. 9 ⁴ Ecosystem Diversity and Extinction	[Niches and Biodiversity] Scientific Method Assignment Due [First Essay Assignment on WebCT: The	[Tackling Tamarisk] [SW Center for Biological Diversity] [Cloning Noah's Ark]

Click on the “Sound” icon for audio narrative. The syllabus has links to all content pages and ancillaries. It does not have direct links to assignments and other tools available only through WebCT. The schedule on the syllabus is tentative. Exact dates for tests etc. will be announced at least one week in advance. On the syllabus the date an assignment is first available is shown, as well as its due date. Due dates are also shown on the **Schedule of Completion**, which is linked to the WebCT page. Each  above has an explanation for that item. You may need an updated version of Adobe reader in order to see those explanations.



WebCT: <http://webct.tvi.edu>



Welcome to TVI Community College WebCT

[TVI Home](#)

[Create myWebCT](#)

[Login to myWebCT](#)

[Help](#)

[Contact](#)



Albuquerque Technical Vocational Institute WebCT



- [Create myWebCT](#)
- [Login](#)
- [Help](#)
- [Contact](#)
- [Tutorials](#)

Albuquerque TVI Welcomes You to WebCT at TVI!

» Fall Term '05 Students

Please Note: You will not be able to add the course to your WebCT account until 8:00 a.m. on the first day of class. Fall classes begin August 29.

If you have registered for a Distance Learning class through TVI, you need to:

1. **Read the instructor's course flyer for specific information** – Go to the 2005 Fall Course Listing, locate the course you are registered for, and click on the word "flyer" next to the course title.
2. **Register for the class on WebCT after 8:00 a.m. on the first day of class.** If you do not already have a WebCT account, click on "Create my WebCT" and follow the prompts to create a WebCT account. Once you are logged in to your account, go to "Add A Course", select the course on the listing, and click on the self-registration

News

WebCT 4.1 Help

Remember there is a 24 hour Help Desk for WebCT. If you have any issues, contact them either at their [Online Help](#) or by calling them at 1-888-560-4927.

To Create a WebCT ID

- 1) Do ****NOT**** use your social security number as your ID
- 2) Make sure to choose a password that contains at least one number and one capital letter

Distance Learning Courses and Course Flyers


Click [here](#) for a listing the Fall 2005 Distance Learning Course listings and flyers.

For other information about Distance Learning at TVI, click [here](#).

Adding a WebCT Course

You are not officially enrolled into a TVI course unless you register with STARS (224-4893) or [Online Registration](#).

Click on the "Sound" icon for audio narrative. Go to the TVI WebCT page at <http://webct.tvi.edu>. If you have never used WebCT at TVI you will need to click on "**Create myWebCT**" to establish a WebCT ID and password. If you have done this previously for this or any other TVI course, you can log on to WebCT using your existing ID and password. You may now skip to slide 6. Also on this page are links to a 24 hour online help as well as other important message for using WebCT and distance learning.



Create Your WebCT ID

Entry Page Help

Create myWebCT
 myWebCT gives you access to all your WebCT courses.
 Completing this screen creates your myWebCT and sets the WebCT ID and Password that you will use to log in to it.

Choose your own WebCT ID and Password that you will use to log in to WebCT.

Note: If your school has given you a User Name and Password, do not use them here. The User Name and Password are only used when adding courses.

Personal Information

*First name:

*Last name:

Email address:

Login Information

Your password must contain a minimum of 5 characters.
 You should record your WebCT ID and Password and store them in a safe place.

*WebCT ID:

*Password:

*Confirm password:

To add courses to your myWebCT click **Continue**, and then enter your WebCT ID and Password.
 To return to the Entry Page, click **Cancel**.

*Required fields.

Click on the “Sound” icon for audio narrative. Fill out the online form with your name, your email address (Yes, you **must** have an email address), and an ID which you select. The WebCT ID must be only alphanumeric characters, with no spaces. Your first initial and last name (e.g. jswan) is always a good choice. Choose a password and a question to be asked in case you forget the password. **BE SURE TO WRITE THESE DOWN!** Then submit. **PLEASE NOTE: THE INSTRUCTOR CANNOT RETRIEVE YOUR WEBCT PASSWORD.** If you forget your password you will have to create a new ID and password and grades will have to be transferred to your new account. Once again, **DON'T FORGET YOUR PASSWORD.**

After submission you will be shown a login screen. Be sure to go ahead and log in, even though no courses will be listed. Logging in with the ID and password you have selected is necessary in order to confirm them.

Once you have done that Select **“Add Course”** .

PLEASE NOTE: YOU WILL NOT BE ABLE TO ADD A WEBCT COURSE UNTIL 8 AM OF THE FIRST DAY OF CLASSES.



Select and Add Course

Select the course to add to your myWebCT

Click the hyperlink to the course.
If your school has given you a User Name and Password, enter them when prompted.

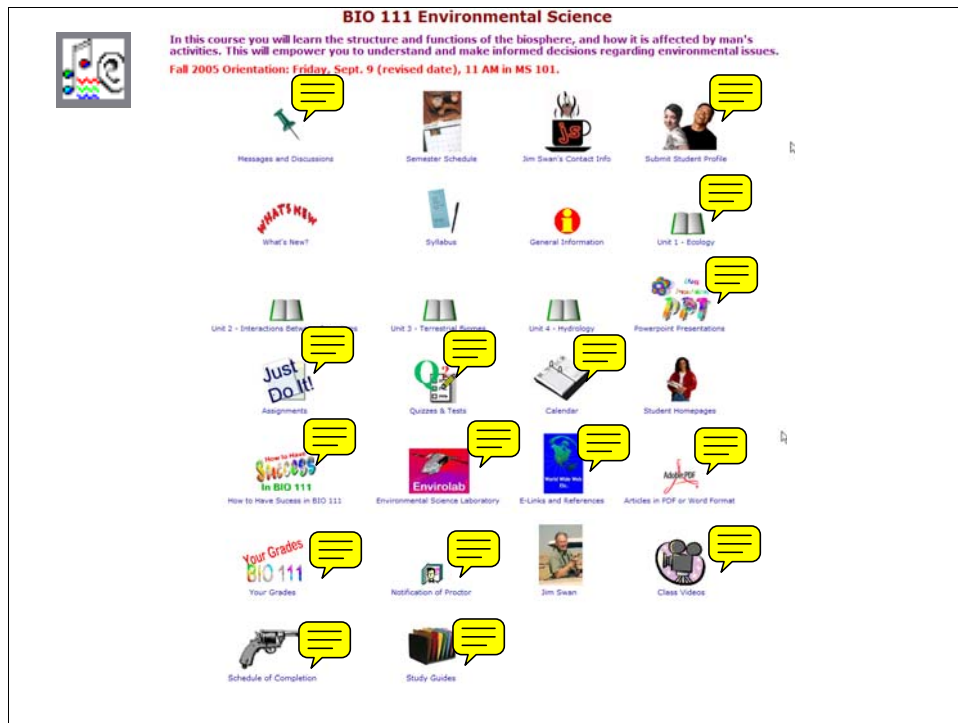
Category: **DL Fall 2005**


Use the menus below to view the course list by Term or by Category.

View by term [Default] View by category [Term] Update

Course	Category	Term	Add Course	Course Information	Self-registration
BA 104 91 Team Building Cooke DL	DL Fall 2005	BIT	+	---	---
BA101 91 Intro to Quality Management Cooke DL	DL Fall 2005	BIT	+	---	---
BA102 91 Fundamentals of CQI Cooke DL	DL Fall 2005	BIT	+	---	---
BA103 91 Quality Tools Cooke DL	DL Fall 2005	BIT	+	---	---
BA105 91 Re-Engineering for Quality Cooke DL	DL Fall 2005	BIT	+	---	---
BA106 91 Quality Leadership Cooke DL	DL Fall 2005	BIT	+	---	---
BA121 Business English Wormald DL	DL Fall 2005	BIT	+	---	---
FS296B Wildland Incident Command System Henington DL	DL Fall 2005	HWPS	+	---	---
HT1296 Health Care Delivery Systems Fisher DL	DL Fall 2005	BIT	+	---	---
HT141 91 Marketing of Hospitality Services Preble DEVELOPMENT	DL Fall 2005	BIT	+	---	---
PHIL215B Business Ethics Shank DL	DL Fall 2005	CHSS	+	---	---
PSY105 52 Intro to Psychology Cady DL	DL Fall 2005	CHSS	+	---	---
PSY220 52 Developmental Psychology Demitras DL	DL Fall 2005	CHSS	+	---	---

Click on the “Sound” icon for audio narrative. **PLEASE NOTE: YOU WILL NOT BE ABLE TO ADD A WEBCT COURSE UNTIL 8 AM OF THE FIRST DAY OF CLASSES.** Under the “View by Category” menu, select **DL, Fall 2005**. Whether you are enrolled in the distance class or the on-campus class you will need to select from this category. Then find **BIO111 51 Environmental Science Swan DL** and click on “Add Course”. You may then add another course, or go to this course. If you don’t wish to do either at this time you may log out. When you login to WebCT at TVI the next time this course will appear. Click on it to get to the main page.



Click on the “Sound” icon for audio narrative. Here is a facsimile of the main page for BIO 111. On it you will find links to everything you need for the course. Many of these you already know are available also from the syllabus. Since most are documents found on an outside server, you can use the alternate routes to access material when the TVI WebCT server is down. Use the  next to each icon to read what it is used for. (You may need an updated version of Adobe acrobat reader in order to view this information.)